



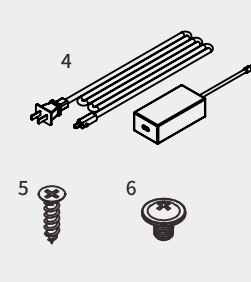
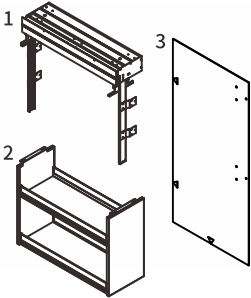
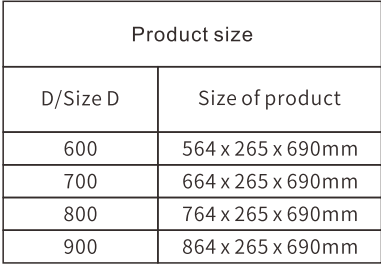
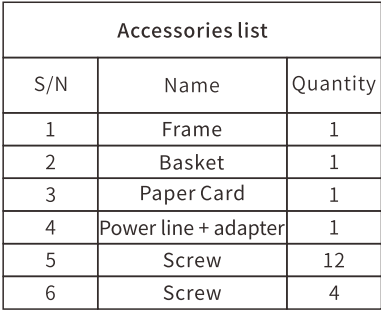

Item No: NE114.800
NE114.900

FUNCTIONAL KITCHEN HARDWARE 2022



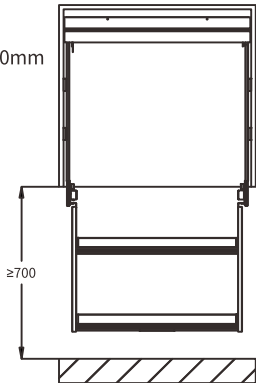
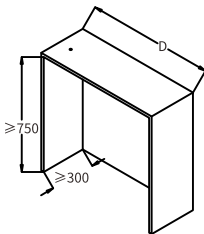
INTELLIGENT KITCHEN MACHINE

Electric Lifting Basket Installation Manual



Instruction Requirements

- 1.Please read the installation manual carefully before installation
- 2.This product is suitable for thickness 18-20mm cabinet
3. Suitable for standard cabinet with depth >300mm and height >750mm
- 4.Minimum dimensions from cabinet to table ≥ 700 mm
5. It is recommended to leave a hole on the top for routing, diameter> 20mm
- 6.The detailed installation dimensions are shown in the figure

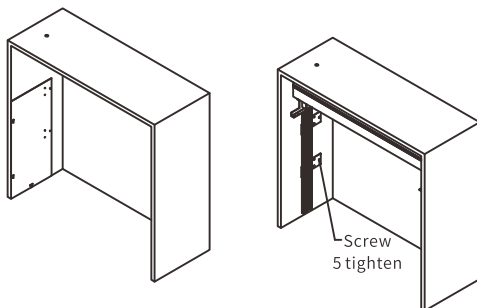


1.installation steps

installation steps 1

1.Put the paper card into cabinet and punch hole 3*10mm, same as left and right side.
Fixing frame with screw 5.

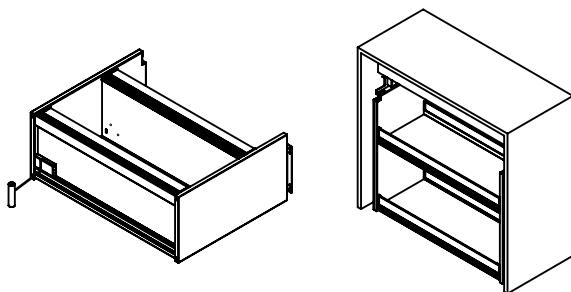
Steps 1



installation steps 2

2, Loading battery at the bottom of basket and lock the basket to main frame.

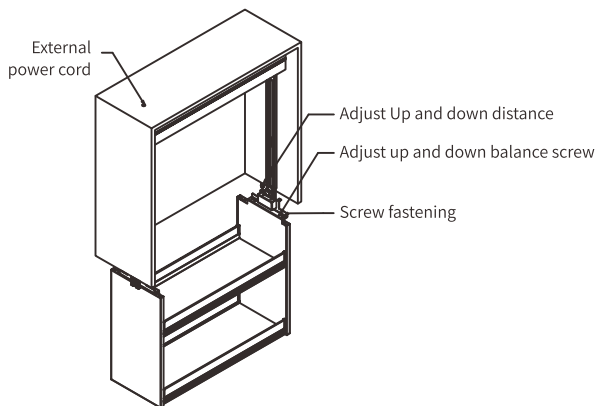
Steps 2



installation steps 3

3, After connect to power lock the screws to fix the basket

Steps 3



2.Operating steps

1. After connect to power, you will hear a prompt tone indicating that power has been connected and can be used normally.
- 2.Operation mode of this products is touch sensitive,sense position is under the basket.
- 3.Touch control , touch for the first time to descend, touch again to pause, touch again to rise, and so on. touch time does not exceed 0.2 seconds
- 4.Standby state, it will return to cabinet after 5 minutes no operation.

3.Precautions

- 1.Prohibit unauthorized disassembly,repair and alteration.
Avoid product damage and personal injury.
- 2.Can Not bear more than 15 kg of goods.
- 3.Do Not flush, easy to cause short circuits and other failures.
Do not store wet items, kitchen utensils need to be dry before putting.
- 4.The height of the upper storage should not exceed 230mm
- 5.Do not put in or take out any items when machine is working,avoid personal injury.

4.Specification

Model	600/700/800/900 mm
Voltage	220V
Electric	100W
Running time	12seconds
Lifting distance	590mm

Warranty service

Except for man-made damage (such as incorrect power connection, unauthorized disassembly, repair and alteration, no original accessories used, installation not according to the manual) or irresistible factors (such as natural disaster, public hazard, damage caused by abnormal voltage) and other faults or damages not caused by us. Warranty for one year from the date of purchase.